

Gt.

Office Chairs

2024 / 2025

© 2024 Goodtone Furniture Co.,Ltd

Who We Are

Goodtone's consistent style emphasizes design aesthetics, seeking unique designs in everyday life to make office work more artistic and enjoyable.



Rooted in design, advocating design from the heart.
Starting from the most simple human commonalities and preferences, delving into the most natural sensory experiences, to create a great chair.

ACCOMPANYING YOU
TO CHANGE
THE WORLD

2	BIRCH
8	ROWAN
14	YUCAN
20	POLY
26	ARICO
32	AMOLA
38	ALANI
44	VAX
50	BUTTERFLY
56	FILO
62	PROV
68	VIX
74	IMOVE
80	MAMBA
82	MOIRA
84	RAZA
86	GT

WORLD'S TOP DESIGN RESOURCES



BIRCH

ITO DESIGN

Ensuring your comfort,
maximizing work efficiency.

Comfortable and efficient, our office chairs are thoughtfully designed to provide superior support and enhance productivity. Customized to fit all body types, they unleash potential and showcase talent.





**THE FLUID LINES
ENDOW A NEW LEVEL
OF AESTHETICS.**





highest level of innovation in comfort
ches, our objective was to innovate
ising the elegance and refinement

/mm

FUNCTION / BIRCH

RELEASE BUTTON FOR THE BACKREST HEIGHT ADJUSTMENT

- Integrated Gliding Support Design
- Adaptive Dynamic Lumbar Support
- Convenient Quick-adjust Reclining Tension System
- Original German BOCK Synchronized Mechanism
- 3D Adjustable Armrests

This chair features continuous adjustment of the back support height, catering to the different height requirements of users. Additionally, it synchronizes sliding with the backrest when reclining, ensuring a seamless experience without discomfort, greatly enhancing overall customer satisfaction.


MESH




BLACK



GREY



GREEN



BLUE



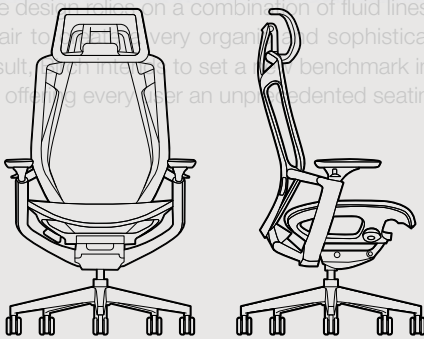
highest level of innovation in comfort
ches, our objective was to innovate
ising the elegance and refinement

/mm

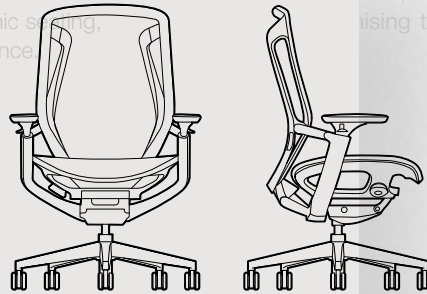


The design is based on a combination of fluid lines that run across the chair to create a very organic and sophisticated aesthetic. As a result, we intended to set a new benchmark in ergonomic seating, by offering every user an unprecedented seating experience.

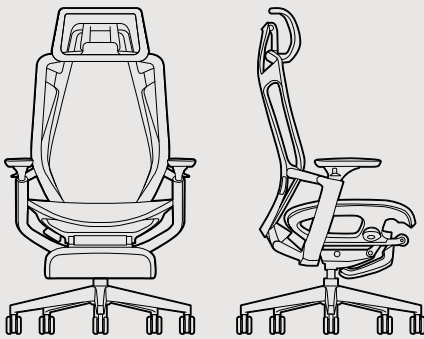
At the highest level of innovation in comfort and ergonomics, our objective was to innovate by raising the elegance and refinement



BIRCH-A



BIRCH-B



BIRCH-A-KT

	/mm		
	BIRCH-A	BIRCH-A-KT	BIRCH-B
Height	1170 - 1255	1170- 1255	1025 - 1110
Seat Depth	570 - 630	570 - 630	570 - 630
Seat Width	660	660	660
Floor-Seat	480 - 565	480 - 565	480 - 565
Backrest Width	465	465	465
Seat-Backrest	820	820	820
Armrest Width	465	465	465
Floor-Armrest	655 - 735	655 - 735	655 - 735
Footrest	-	640 - 870	-
Tilt Angle	130 °	130 °	130 °



BIRCH-B

BIRCH-A

BIRCH-A-KT

	BIRCH-B	BIRCH-A-KT	BIRCH-A	
Tilt Angle	130 °	130 °	130 °	
Footrest	-	640 - 870	-	
Floor-Armrest	655 - 735	655 - 735	655 - 735	
Armrest Width	465	465	465	
Seat-Backrest	850	850	850	
Backrest Width	465	465	465	
Floor-Seat	480 - 565	480 - 565	480 - 565	
Seat Width	660	660	660	
Seat Depth	570 - 630	570 - 630	570 - 630	
Height	1105 - 1110	1170 - 1255	1170 - 1255	

DEVELOPMENT PURPOSE

Premium task chair providing the highest level of innovation in comfort and adjustments. From the first sketches, our objective was to innovate for better comfort, without compromising the elegance and refinement expected from a premium product.



ROWAN

ITO DESIGN



Design Approach

Inspired by first and business class, Rowan's appearance and seating experience are familiar to its target audience. The shell is covered with a hard material, and the interior features a soft cushion. It has large curved surfaces that envelop the user, giving a refined but not overly organic appearance. This design provides comfortable support while offering a sporty and dynamic feeling, more ideal for the efficient young executives today.

**INSPIRED BY
FIRST-CLASS,
ROWAN'S DESIGN IS
EXQUISITE AND
SOPHISTICATED**





ROWAN OFFICE CHAIR 12



Rowan offers the
highest level of
innovation in comfort
and adjustability.

OFFERS THE
HIGHEST LEVEL OF
INNOVATION IN
COMFORT AND
ADJUSTABILITY.

/ mm



Sleek and dynamic
appearance, luxurious
experience akin to
first-class



OFFERS THE
HIGHEST LEVEL OF
INNOVATION IN
COMFORT AND
STABILITY.

/ mm



ROWAN OFFICE CHAIR 16

ROWAN OFFERS THE
HIGHEST LEVEL OF
INNOVATION IN
COMFORT AND
ADJUSTABILITY.



/ mm			
ROWAN			
Height	1243 - 1323	Seat-Backrest	813
Seat Depth	673	Armrest Width	516
Seat Width	878	Floor-Armrest	695
Floor-Seat	430 - 510	Seat-Armrest Distances	222
Backrest Width	702	Tilt Angle	140 °

ROWAN OFFERS THE
HIGHEST LEVEL OF
INNOVATION IN
COMFORT AND
ADJUSTABILITY.



mm \

ROWAN			
Height	1243 - 1323	Seat-Backrest	813
Seat Depth	673	Armrest Width	516
Seat Width	878	Floor-Armrest	696
Floor-Seat	430 - 510	Seat-Armrest Distances	222
Backrest Width	702	Tilt Angle	145 °

YUCAN

Peter Horn



YUCAN is a high-performance task chair with a hexagonal honeycomb support system, wrapped in breathable fabric. Promoting abundant imagination and eternal energy through nature-inspired design.

Introducing the YUCAN Office Chair – your sanctuary in the midst of a hectic workday. When exhaustion sets in, it's not just a chair you need; it's an experience that transcends the ordinary. YUCAN is more than a piece of furniture; it's your rejuvenation station, your personal retreat.



But YUCAN is not just about physical comfort; it's about creating an emotional connection with your workspace. The thoughtfully designed aesthetics add a touch of sophistication, turning your office into a place that reflects your style and personality. With YUCAN, your workspace becomes an extension of your home, a place where you can be productive and comfortable simultaneously.

The YUCAN Office Chair is more than a seating solution; it's a holistic experience tailored to meet your well-being needs. Elevate your workspace, transform your breaks, and make every moment count with YUCAN – because when getting tired, you deserve more than just a chair; you deserve a haven of comfort and tranquility.



YUCAN OFFICE CHAIR 22



23 CORE PRODUCT / 2024 - 2025



YUCAN is a high-performance task chair with a honeycomb support system at its core. The design inspiration comes from the designer's deep insight into nature. The hexagonal honeycomb-like structure symbolizes the core of life. The contour lines are wrapped with a new type of air layer fabric, which conveys abundant imagination and eternal energy.


HONEYCOMB SUPPORT SYSTEM

With the most precision, YUCAN understands that a chair is not just a place to sit – it's a haven where you find solace. As the demands of work take their toll, YUCAN provides the comfort and support you deserve.

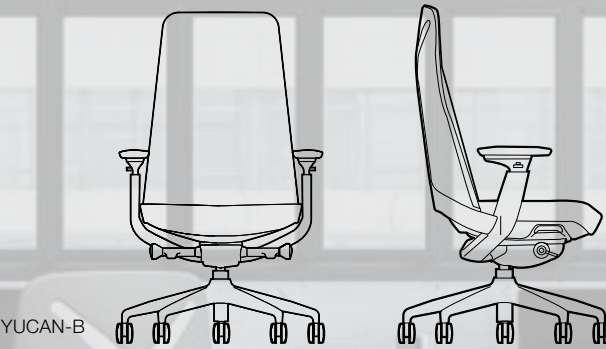
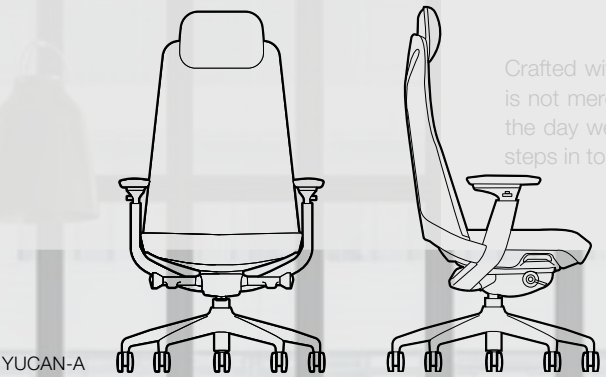
/ mm

FUNCTION / YUCAN

- 3D armrests
- Breathable 3D fabric, upholstered underneath the seat
- Backrest: honeycomb system, contact spot support, dissipated pressure equalization, no foam
- DONATI synchro mechanism
- Backrest: lockable in 5 positions, counter pressure on 6 levels
- Seat depth adjustment
- Adjustable lumbar support, integrated in the frame
- Seat height adjustment with a class 4 gas pressure spring
- Nylon-Y backside of backrest: black or grey
- Aluminum bases:
 - polished with Nylon Y in black or grey
 - black powder-coated, black nylon
 - silver powder-coated, grey nylon
- Headrest optional
- Universal castors, optionally configurable castors with load-dependent brakes
- ANSI / BIFMA certified
- Greenguard GOLD




Crafted with the utmost precision, YUCAN understands that a chair is not merely a place to sit – it's a haven where you find solace. As the day wears on, and the demands of work take their toll, YUCAN steps in to provide the comfort and support you deserve.



	/ mm	
	YUCAN-A	YUCAN-B
Height	1160~1240mm	1070~1150mm
Seat Depth	590-630mm	590-630mm
Seat Width	650mm	650mm
Floor-Seat	440~520mm	440~520mm
Backrest Width	470mm	470mm
Seat-Backrest	635-683mm	635-683mm
Armrest Width	470mm	470mm
Floor-Armrest	600~740mm	600~740mm
Seat-Armrest Distances	160~220mm	160~220mm
Tilt Angle	125°	125°

FUNCTION / YUCAN

- 3D armrests
- Breathable 3D fabric, upholstered underneath the seat
- Backrest: honeycomb system, contact spot support, dissipated pressure equalization, no foam
- DONATI synchro mechanism
- Backrest: lockable in 5 positions, counter pressure on 6 levels
- Seat depth adjustment
- Adjustable lumbar support, integrated in the frame
- Seat height adjustment with a class 4 gas pressure spring
- Nylon-Y backside of backrest: black or grey
- Aluminum bases:
 - polished with Nylon Y in black or grey
 - black powder-coated, black nylon
 - silver powder-coated, grey nylon
- Headrest optional
- Universal castors, optionally configurable castors with load-dependent brakes
- ANSI / BIFMA certified
- Greenguard GOLD



Crafted with the utmost precision, YUCAN understands that a chair is not merely a place to sit – it's a haven where you find solace. As the day wears on, and the demands of work take their toll, YUCAN steps in to provide the comfort and support you deserve.



POLY

Fuseproject




What if your desk chair performed like a cozy sweater?
Combining tactile perception, timeless elegance,
advantageous support performance and breathable,
refined coziness.





What if your desk chair perform
like a cozy sweater ?
Combining latest fashion
elements, providential support
performance, and breathable
refined coziness.






/mm




- 3D knitted fabric on the backrest
- Oeko-Tex certified fabric
- Very good air permeability
- Bionic curved backrest
- V-shaped backrest frame
- BOCK cable control mechanism
- Synchronous tilting mechanism
- 3-position locking
- Counter pressure of the backrest on 5 levels
- Armrest: multi-level height adjustment with one-click lift
- Seat: molded, high density foam
- Seat depth adjustment
- Lumbar support adjustable
- Seat height adjustment with a class 4 gaslift
- Aluminium base, powder-coated matching the colour of the fabric
- Universal castors, optionally configurable castors with load-dependent brakes
- ANSI / BIFMA certified
- Greenguard GOLD




Rich Coral




Cosmic Black




Soft White




Ultra Violet



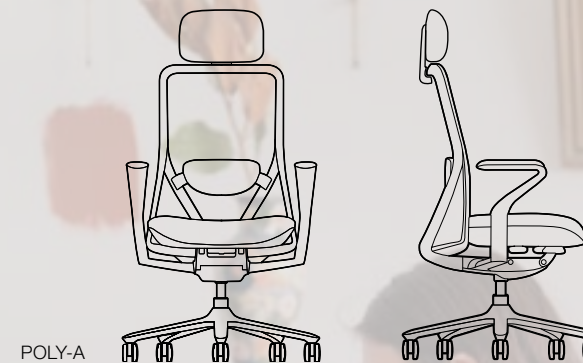
Green



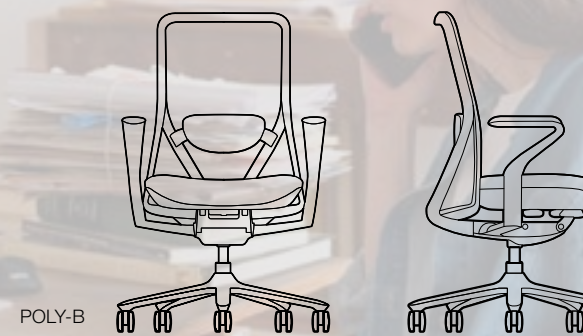
Blue



Gray



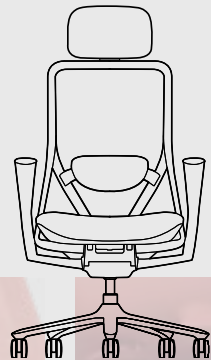
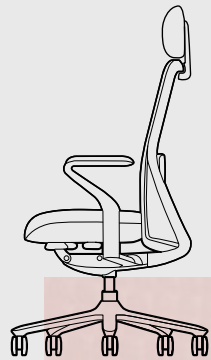
POLY-A



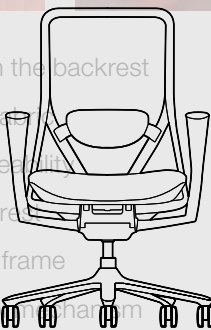

POLY-B

/ mm

	POLY-A	POLY-B
Height	1165~1250mm	960~1045mm
Seat Depth	520~580mm	520~580mm
Seat Width	640mm	640mm
Floor-Seat	440~525mm	440~525mm
Backrest Width	430mm	430mm
Seat-Backrest	450~510mm	450~510mm
Armrest Width	490mm	490mm
Floor-Armrest	625mm	625mm
Seat-Armrest Distances	195~255mm	195~255mm
Tilt Angle	125°	125°



A-YJ09



POLY-B

- 3D knitted fabric on the backrest
- Backrest: multi-level height adjustment with one-click lift
- V-shaped backrest frame
- Backrest control mechanism
- Synchronous tilting mechanism
- 3-position locking
- Counter pressure of the backrest on 5 levels
- Seat: molded, high density foam
- Seat depth adjustment
- Lumbar support adjustable
- Seat height adjustment with a class 4 gaslift
- Aluminium base, powder-coated matching the colour of the fabric
- Universal castors, optionally configurable castors with load-dependent brakes
- ANSI / BIFMA certified
- Greenguard GOLD

mm \

POLY-B		A-YJ09	
mm080-000		mm160-120mm	
mm080-000		mm080-000	
mm040		mm040	
mm440-020		mm440-020	
mm430		mm430	
mm450-010		mm450-010	
mm490		mm490	
mm620		mm620	
mm190-020		mm190-020	
120°		120°	

ARICO

Peter Horn



Aesthetic design through noble material, precise processing and controls integrated in the seat. Modern and open with a striking look.

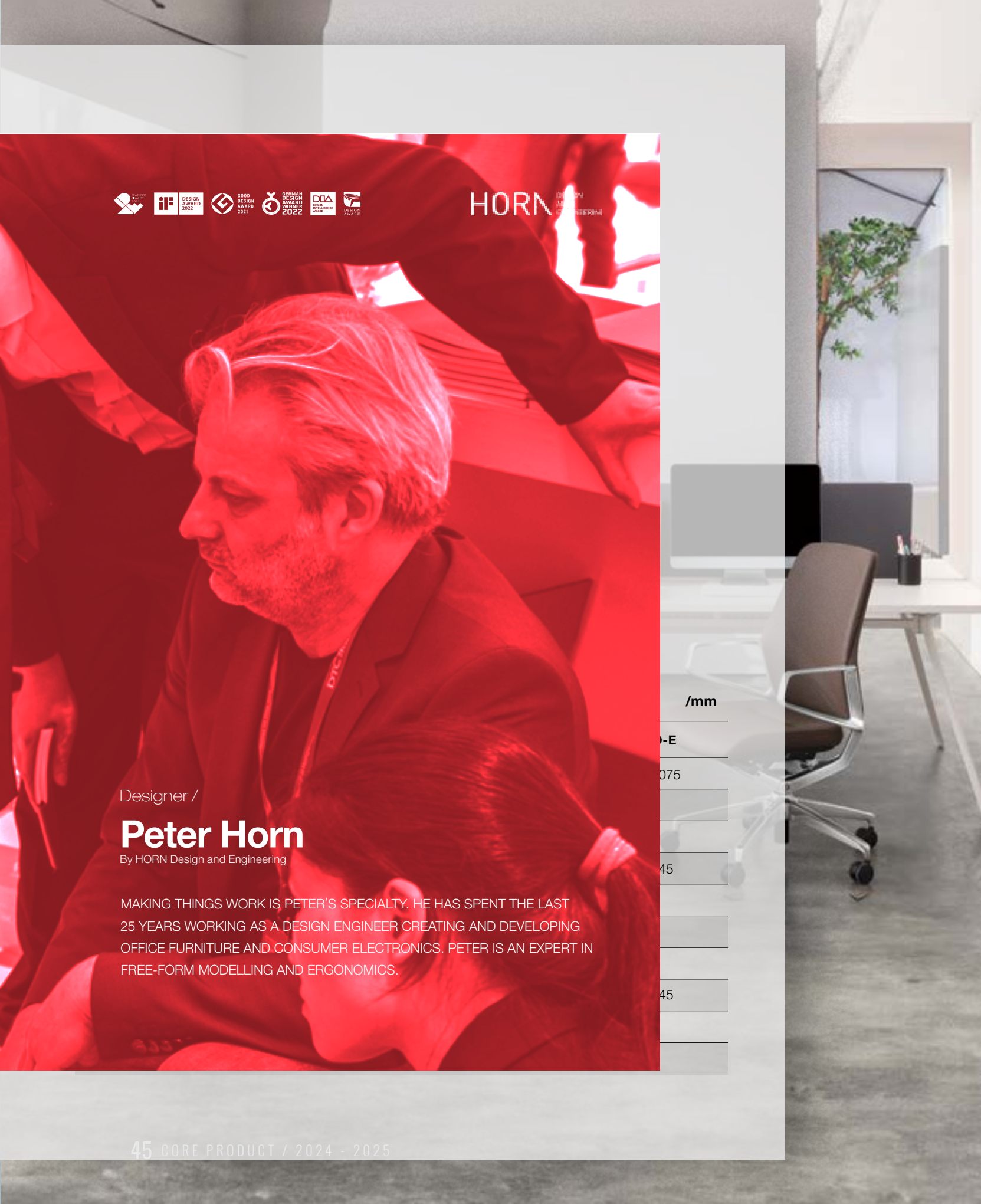


A standout gesture that
reinforces comfort and
ergonomics



Our goal is to elevate the aesthetic style meanwhile enhance the chair's ergonomic performance.





HORN

Designer /

Peter Horn

By HORN Design and Engineering

MAKING THINGS WORK IS PETER'S SPECIALTY. HE HAS SPENT THE LAST 25 YEARS WORKING AS A DESIGN ENGINEER CREATING AND DEVELOPING OFFICE FURNITURE AND CONSUMER ELECTRONICS. PETER IS AN EXPERT IN FREE-FORM MODELLING AND ERGONOMICS.

/mm

-E

075

45

45

FUNCTION / ARICO

- High + low back office swivel chair
 - BOCK synchronous mechanism:
 - Function control via flat integrated buttons under the seat
 - 3 position locking
 - Tension adjustment
 - Sliding seat
 - Seat + back with shell construction and molded foam padding
 - Slightly larger seat and backrest area
 - Fixed armrest
 - Gas lift class 4
- Highly polished Aluminum components, shiny silver color: 5 star base, frame and seat linking components
 - Decorative double stitching on the edges of the seat upholstery
 - Cover material: full leather, half-leather, microfiber PU, fabric
 - 5 star base with universal castors, optionally configurable castors with load-dependent brakes
 - Gliders with a 4 star base
 - ANSI / BIFMA certified
 - Greenguard GOLD

CLOTH

BLACK

GREY

BLUE

PINK

LEATHER

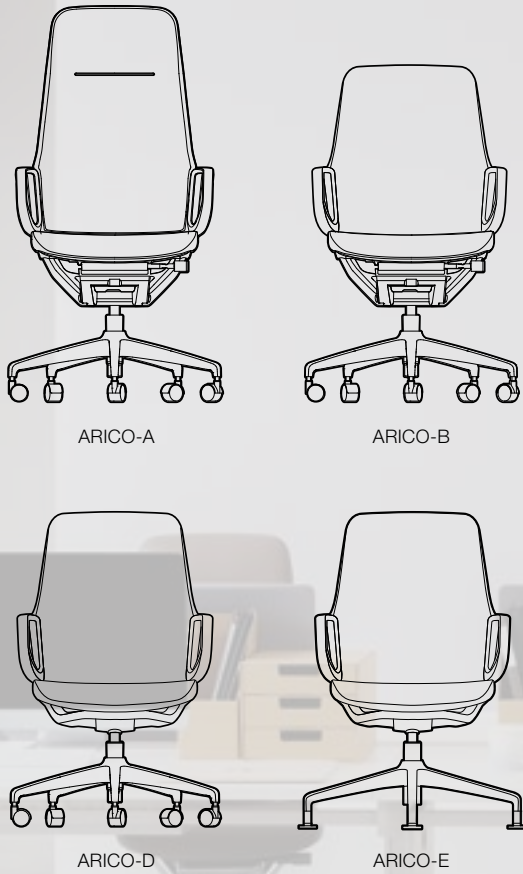
BLACK

BROWN

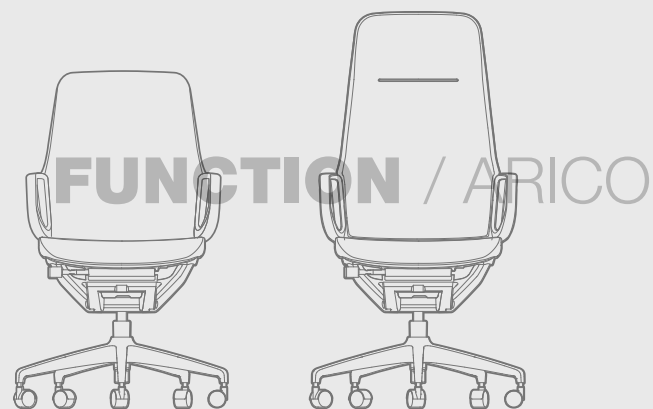
LIGHT BROWN

COOL GRAY

GREY



	/mm			
	ARICO-A	ARICO-B	ARICO-D	ARICO-E
Height	1125 ~ 1190	980~1045	960~1060	975~1075
Seat Depth	595	560	580	580
Seat Width	605	605	605	605
Floor-Seat	440~505	440~505	430~530	445~545
Backrest Width	525	525	525	525
Seat-Backrest	685	540	530	530
Armrest Width	540	540	540	540
Floor-Armrest	635~700	635~700	630~730	645~745
Seat-Armrest Distances	195	195	200	200
Tilt Angle	130°	135	107°	107°



- High + low back office swivel chair
- BOCK synchronous mechanism:
 - Function control via flat integrated buttons under the seat
 - 3 position locking
 - Tension adjustment
 - Sliding seat
- Seat back with shell construction and molded foam padding
- Slightly larger seat and backrest area
- Fixed armrest
- Gas lift class 4
- Highly polished Aluminum components, shiny silver color: 5 star base, frame and seat linking components
- Decorative double stitching on the edges of the seat upholstery
- Cover material: full leather, half-leather, microfiber PU, fabric
- 5 star base with universal castors, optionally configurable castors with load-dependent brakes
- Gliders with a 4 star base
- ANSI / BIFMA certified
- Greenguard GOLD

mm\		ARICO-E	ARICO-D	ARICO-B	ARICO-A	
CLOTH	Height	975-1075	960-1060	980-1045	1125 ~ 1190	
	Seat Depth	580	580	560	565	
	Seat Width	605	605	605	605	
LEATHER	Floor-Seating	445-545	430-530	440-505	440-505	
	Backrest Width	525	525	525	525	
	Seat-Backrest	530	530	540	585	
	Armrest Width	540	540	540	540	
Floor-Armrest		645-745	630-730	630-700	630-700	GREY
Seat-Armrest Distances		500	500	195	195	
Tilt Angle		14°	14°	25°	25°	



MAKING THINGS WORK IS PETER'S SPECIALTY. HE HAS SPENT THE LAST 25 YEARS WORKING AS A DESIGN ENGINEER CREATING AND DEVELOPING OFFICE FURNITURE AND CONSUMER ELECTRONICS. PETER IS AN EXPERT IN FREE-FORM MODELLING AND ERGONOMICS.

AMOLA

ITO DESIGN



Elegant and tasteful are the core elements of Amola. The Designer was inspired by exquisite tailored suits. The stylistic and sophistication of Amola is created by clear and simple contours, shaping it a contemporary and timeless leather chair.

A Standout Gesture that Reinforces Comfort and Ergonomics

Elegant and tasteful are the core elements of Amola. Designer was inspired by the exquisite suits of the elite in our daily life. The body adopts integrated molding technology.

Via handcraft, the even and accurate stitching complicates the soft-textured leather. The clear and simple contour show the stylistic of Amola.

In the steadily expanding niche market of leather chairs within the office chair sector, Goodtone continues to increase its investment in the research and development of high-end modern leather chairs. The aim is to create a leather chair with the distinctive "Goodtone style," starting from the minimalist and aesthetic design philosophy.





**This is A Haute
Couture Chair With
Clear and Elegant
Features.**





ITO DESIGN



Designer /
JOEL VELASQUEZ
By ITO Design

ITO DESIGN IS A MULTINATIONAL INDUSTRIAL DESIGN STUDIO WITH OFFICES IN FÜRTH, GERMANY AND CHAM, SWITZERLAND. FOUNDED IN 1987 BY ARMIN SANDER, THEY HAVE ESTABLISHED A STRONG REPUTATION FOR GOOD DESIGN INTERNATIONALLY, WITH A MULTINATIONAL TEAM WORKING ACROSS INDUSTRIES TO DESIGN ORIGINAL AND INNOVATIVE PRODUCT AND FURNITURE PIECES.

/ mm


FUNCTION / AMOLA

- High + mid back office swivel chair
- Seat + back one-piece molding, connected seat shell
- Molded foam padding
- Wire control mechanism for function control via flat integrated buttons under the seat
- 2 position locking
- Rocking mechanism
- Hand-covered with soft textured leather and decorated with fine double-sided stitching
- Fixed aluminum armrest
- Gas lift class 4
- Aluminum: black or polished (highly polished, shiny silver color)
- Aluminum components: Base, armrest and seat linking components
- Clad underside
- Cover material: full leather, fabric, microfiber PU, half-leather.
- 5 star base with universal castors, optionally configurable castors with load-dependent brakes
- ANSI / BIFMA certified
- Greenguard GOLD


CLOTH




BLACK



GREY



BLUE



PINK

LEATHER



BLACK



BROWN



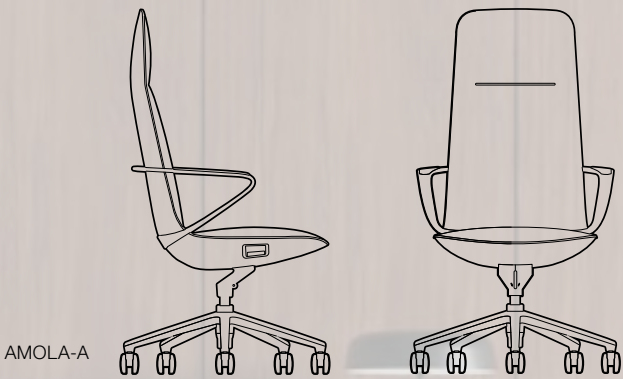
LIGHT BROWN



COOL GRAY



GREY



/ mm

	AMOLA-A	AMOLA-B
Height	1160 ~ 1220	935 ~ 995
Seat Depth	450	450
Seat Width	530	530
Floor-Seat	445 ~ 505	445 ~ 505
Backrest Width	435	435
Seat-Backrest	715	490
Armrest Width	550	550
Floor-Armrest	630 ~ 690	630 ~ 690
Seat-Armrest Distances	195	195
Tilt Angle	117°	115°

FUNCTION / AMOLA

A-AJOMA

- High + mid back office swivel chair
- Sewn + back one-piece molding, connected seat shell
- Molded foam padding
- Wire control mechanism for function control via flat integrated buttons under the seat
- 2 position locking
- Rocking mechanism
- Hand-covered with soft textured leather and decorated with fine double sided stitching
- Fixed aluminum armrests

B-AJOMA

- Gas lift class 4
- Aluminum: black or polished (highly polished, shiny silver color)
- Aluminum components: Base, armrest and seat linking components
- Clad underside
- Cover material: full leather, fabric, microfiber PU, half-leather.
- 5 star base with universal castors, optionally configurable castors with load-dependent brakes
- ANSI / BIFMA certified
- Greenguard GOLD

Tilt Angle	103°~117°	103°~117°	103°~117°	103°~117°
Seat-Armrest Distances	195	195	195	195
Floor-Armrest Distances	COOL GRAY	COOL GRAY	COOL GRAY	COOL GRAY
Armrest Width	550	550	550	550
Seat-Backrest	715	715	715	715
Backrest Width	435	435	435	435
Seat-Seat	PINK	PINK	PINK	PINK
Floor-Seat	445~505	445~505	445~505	445~505
Seat Width	530	530	530	530
Seat Depth	450	450	450	450
Height	1160 ~ 1220	1160 ~ 1220	1160 ~ 1220	1160 ~ 1220
	AMOLA-A	AMOLA-A	AMOLA-A	AMOLA-B
	mm \	mm \	mm \	mm \

ALANI

Peter Horn

ALANI combines pure vision and sitting experience. It explores minimalist and modern aesthetics, making it easy to match and fit in office and home environments.



ELEVATE YOUR
WORKSPACE WITH
PURE ELEGANCE
AND MINIMALIST
COMFORT.





ALANI

Pure · Minimalist

/mm

FUNCTION / ALANI





- Mid back office swivel chair
- 4D armrests
- Mesh covers the frame
- lumbar support, padded
- DONATI synchro mechanism
- Backrest:
 - lockable in 5 positions
 - counter pressure adjustable on 6 levels
- Seat depth adjustment
- Seat height adjustment with a class 4 gas lift
- Seat: Rounded forward, high density molded foam
- Nylon frame and base: in black or white
- Universal castors, optionally configurable castors with load-dependent brakes
- ANSI / BIFMA certified



ALANI				/mm
Height	1005 - 1085	Seat-Backrest	445 - 505	
Seat Depth	515 - 575	Armrest Width	445 -505	
Seat Width	605 - 665	Floor-Armrest	605 - 685	
Floor-Seat	405 -485	Seat-Armrest Distances	200 - 280	
Backrest Width	481	Tilt Angle	126°	

FUNCTION / ALANI

- 
 - Mid back office swivel chair
 - 4D armrests
 - Mesh covers the frame
 - Lumbar support, padded
 - DONATI synchro mechanism
 - Backrest:
 - lockable in 2 positions
 - counter pressure adjustable on 3 levels
 - Seat depth adjustment
- 
 - Seat height adjustment with a class 4 gas lift
 - Seat: Bonded forward, high density molded foam
 - Nylon frame and base: in black or white
 - Universal castors, optionally comfortable castors with load-dependent lock
 - ANSI / BIFMA certified

	/mm			
	ALANI			
Height	1005 - 1085		Seat-Backrest	445 - 505
Seat Depth	515 - 575	GREY	Armrest Width	445 - 505
Seat Width	605 - 665		Floor-Armrest	605 - 685
Floor-Seat	405 - 485		Seat-Armrest Distances	200 - 280
Backrest Width	481		Tilt Angle	22°
	BLACK	GREY	JACINTH	BLUE



VAX

Peter Horn

The innovative rocking mechanism allows the seat to move along with the body, enabling us to stretch freely and experience a floating sensation as if on clouds.



Introducing the VAX Office Chair – a revolution in ergonomic design that transcends the conventional boundaries of office seating. At the heart of this groundbreaking chair lies its innovative rocking mechanism, a feature that goes beyond the ordinary to redefine the way we experience comfort in the workplace.

The ingenious rocking mechanism of the VAX chair is not just a function; it's a liberating experience. Imagine a chair that moves seamlessly with your body, adapting to your every twist and turn. This dynamic interaction allows you to stretch freely, promoting natural movement and reducing the strain that often accompanies long hours of sitting.

What sets the VAX apart is its ability to provide a floating sensation, akin to drifting on clouds. The seat effortlessly glides

along with your movements, creating an unparalleled feeling of weightlessness. It's not just a chair; it's an invitation to a new dimension of comfort.

The sleek and modern design of the VAX chair complements its advanced functionality. The clean lines and contemporary aesthetic make it a stylish addition to any office space. Crafted with precision and attention to detail, the VAX is not just a piece of furniture; it's a statement of sophistication.





Beyond its visual appeal, the VAX chair prioritizes the well-being of its users. The rocking mechanism promotes




BACKREST
LATERAL
MOVEMENT

FUNCTION / VAX



- High + mid back office swivel chair
- 4D armrests
- Mesh: Ökotex certified
- Padded lumbar support
- DONATI synchro mechanism
- Backrest:
 - lateral movement
 - lockable in 5 positions
 - counter pressure adjustable on 6 levels
- Seat: Rounded forward, high density molded foam
- Seat depth adjustment
- Seat height adjustment with a class 4 gas lift
- Nylon frame: in black or white
- Polished aluminum base
- Headrest optional
- Universal castors, optionally configurable castors with load-dependent brakes
- ANSI / BIFMA certified
- Greenguard GOLD



Beyond its visual appeal, the VAX chair prioritizes the well-being of its users. The rocking mechanism promotes active sitting, enhancing circulation and reducing the sedentary impact on the body. This holistic approach to design ensures that the VAX chair contributes to a healthier and more dynamic work environment.



BUTTERFLY

Martin Ballendat

Inspired by nature's butterflies, the BUTTERFLY swivel chair features a half-enclosed lumbar support that mimics the human spine and fosters a bionic connection with nature. It creates a pleasant and relaxing atmosphere that sparks unlimited creativity.



Drawing inspiration from the natural world, the BUTTERFLY series is inspired by butterflies. It features a semi-enclosed lumbar support that closely follows the curve of the lumbar spine. Through biomimetic design elements, it creates a subtle connection between humans and nature, awakening the human brain to imagine interaction with the real natural environment. This design aims to cultivate a pleasant and relaxing atmosphere indoors, further stimulating boundless creativity.

Engaging And
Designed To Break
The Monotony of
Space .

**Simplicity And
Supreme Comfort
Meet In A Clean And
Versatile Design.**





BUTTERFLY
Creative · bionic

/mm

ERFLY-B1

1145

30

65

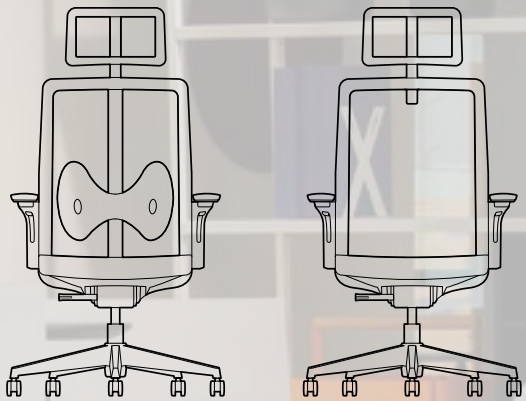
00

35

FUNCTION / BUTTERFLY

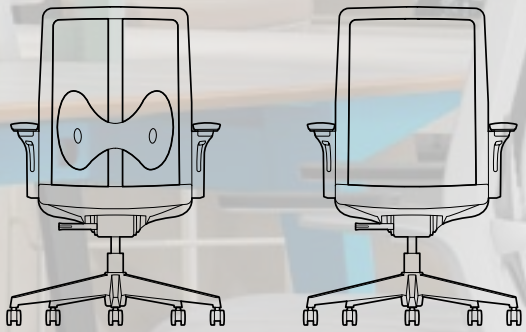


- High + low back office swivel chair
 - 3D Armrests
 - BOCK mechanism with tension control
 - Lumbar support, optional
 - 3 position locking
 - Sliding seat
 - Gas lift class 4
 - Newly developed mesh ensures high elasticity and support,
- enhanced transparency
 - Seat cover material: fabric
 - Nylon components: 5 star base, frame, back and seat linking
 - Universal castors, optionally configurable castors with load-dependent brakes
 - ANSI / BIFMA certified
 - EN 1335 certified
 - Greenguard GOLD



BUTTERFLY-A

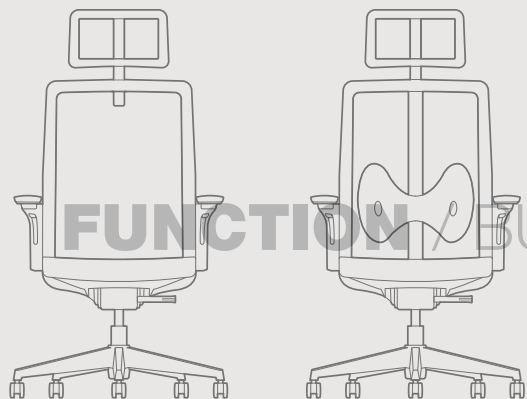

BUTTERFLY-A1



BUTTERFLY-B

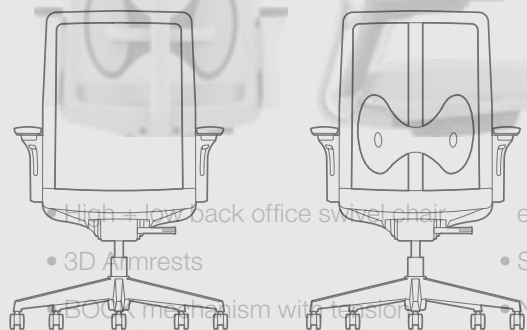
BUTTERFLY-B1

	/mm			
	BUTTERFLY-A	BUTTERFLY-B	BUTTERFLY-A1	BUTTERFLY-B1
Height	1225~1385	1025~1145	1225~1385	1025~1145
Seat Depth	600~655	600~655	600~655	575~630
Seat Width	640	640	640	640
Floor-Seat	445~565	445~565	445~565	445~565
Backrest Width	495	495	495	495
Seat-Backrest	780~820	580	780~820	580
Armrest Width	470	470	470	470
Floor-Armrest	625~800	625~800	625~800	625~800
Seat-Armrest Distances	180~235	180~235	180~235	180~235
Tilt Angle	130°	130°	130°	130°



BUTTERFLY-A1

BUTTERFLY-A



BUTTERFLY-B1

BUTTERFLY-B

High + low back office swivel chair

enhanced transparency

- 3D Armrests

- Seat cover material: fabric

- 500k mechanism with tension control

- Nylon components: 5 star base, frame, back and seat linking

- Lumbar support, optional

- Universal castors, optionally configurable castors with load-dependent brakes

- 3 position locking

- Sliding seat

- ANSI / BIFMA certified

- Gas lift class 4

- EN 1335 certified

- Newly developed mesh features high elasticity and support,

- GreenGuard GOLD

mm\		BUTTERFLY-B1	BUTTERFLY-A1	BUTTERFLY-B	BUTTERFLY-A
Height		1025-1145	1025-1145	1025-1145	1025-1145
Seat Depth		400-425	400-425	400-425	400-425
Seat Width		440	440	440	440
Floor-Seat		445-505	445-505	445-505	445-505
Backrest Width		405	405	405	405
Seat-Backrest		780-820	780-820	780-820	780-820
Armrest Width		470	470	470	470
Floor-Armrest		625-800	625-800	625-800	625-800
Seat-Armrest Distances		180-235	180-235	180-235	180-235
Tilt Angle		25°	25°	25°	25°

FUNCTION / BUTTERFLY



FILO

Peter Horn

For task chairs, our goal is to align with modern aesthetics and seamlessly blend into diverse environments. Embracing minimalist design is at the core of our philosophy. Through ongoing exploration, we introduce FILO, offering a refined visual and seating experience.



FILO is a seamless blend of industrial style and artistic sensibility, showcasing the distinctive essence of German designers. Displaying sleek curvatures deeply rooted in craftsmanship.





FILO OFFICE CHAIR 90



ACHIEVE A
PERFECT BLEND OF
CONTEMPORARY
STYLE.



FILO

Industrial Style · Artistic



FILO-B1

/ mm	
FILO-F	
810~880	
550	
550	
440~510	
410	
370	
490	
620~690	
185	
15°	

FUNCTION / FILO

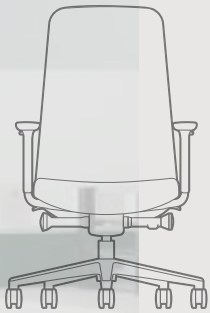


- High + mid back office swivel chair
 - 4D armrests
 - Mesh: Ökotex certified
 - lumbar support
 - Seat depth adjustment
 - Backrest:
 - lockable in 5 positions
 - counter pressure adjustable on 6 levels
 - Seat height adjustment with a class 4 gas lift
- Seat: Rounded forward, high density molded foam
 - Polished aluminum base
 - Nylon frame: in black or white
 - Universal castors, optionally configurable castors with load-dependent brakes
 - Headrest optional
 - ANSI / BIFMA certified
 - EN 1335 certified
 - Greenguard GOLD

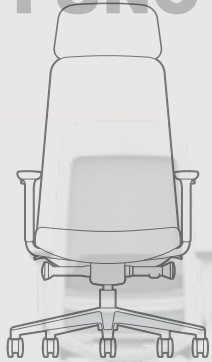


	/ mm						
	FILO-A	FILO-B	FILO-A1	FILO-B1	FILO-C	FILO-D	FILO-F
Height	1200~1280	1005~1085	175~1255	1000~1080	800	790~870	810~880
Seat Depth	590~630	590~630	590~630	590~630	560	555	550
Seat Width	620~670	620~670	620~670	620~670	550	540	550
Floor-Seat	430~510	430~510	435~515	435~515	440	425~505	440~510
Backrest Width	460~510	460~510	470	470	370	410	410
Seat-Backrest	1000	575	740	565	360	365	370
Armrest Width	460~510	460~510	460~510	460~510	480	475	490
Floor-Armrest	620~700	610~690	620~700	620~700	630	610	620~690
Seat-Armrest	200~280	200~280	200~280	200~280	190	190	185
Tilt Angle	125°	125°	130°	130°	--	120°	135°

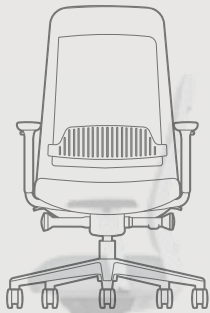
FUNCTION / FILO



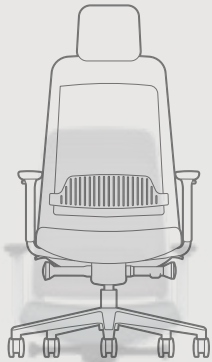
FILO-B



FILO-A1

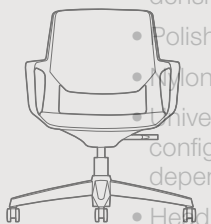


FILO-B



FILO-A

- High + mid back office swivel chair
- 4D armrests
- Mesh: Ökotex certified
- lumbar support
- Seat depth adjustment
- Backrest
 - lockable in 5 positions
 - counter pressure adjustable on 6 levels
- Seat height adjustment with a class 4 gas lift



FILO-D

- Seat: Rounded forward, high density molded foam
- Polished aluminum base
- Nylon frame: in black or white
- Universal castors, optionally configurable castors with load-dependent brakes
- Headrest optional
- ANSI / BIFMA certified
- EN 1335 certified
- Greenguard GOLD

mm \

FILO-F	FILO-D	FILO-C	FILO-B1	FILO-A1	FILO-B	FILO-A	
880-880	760-870	800	1000-1080	1250-1325	1000-1085	1200-1280	Height
250	255	260	260-280	260-280	260-280	260-280	Seat Depth
250	240	250	250-270	250-270	250-270	250-270	Seat Width
440-210	425-205	440	435-215	435-215	435-215	430-210	Backrest
410	410	370	470	470	460-210	460-210	Backrest Width
370	365	360	255	240	275	1000	Seat-Backrest
430	425	480	460-210	460-210	460-210	460-210	Armrest Width
650-680	610	630	650-700	650-700	650-700	650-700	Foot-Armrest
185	190	190	200-280	200-280	200-280	200-280	Seat-Armrest
15°	15°	--	25°	25°	25°	25°	Tilt Angle



PROV NIKE AO

Shaped in the form of the human spine, the one-piece frame, full mesh design offers air permeability and an excellent heat dissipation effect, ensuring comfort and an ergonomic seating experience.



Introducing the PROV office chair – where simplicity meets supreme comfort. Crafted with a minimalist design philosophy, every curve is a testament to comfort, and every material reflects our unwavering commitment to quality.

Built on a unique structure, PROV creates a powerful yet minimalist office chair. Every detail is meticulously refined to provide unparalleled support and comfort. The chair's contour, combined with ergonomic principles, ensure the user's experience comfort throughout the day.



In terms of materials, PROV employs high-quality components to guarantee stability and durability. Beneath its clean appearance lies advanced craftsmanship, offering users a sturdy and enduring seating experience.

PROV office chair is not just furniture; it's an expression of art. It seamlessly blends modern aesthetics and a minimalist style into the office space while delivering an unparalleled comfort experience. Make work more effortless and elevate your workspace with the exquisite design of PROV.

**EXPERIENCE
THE ULTIMATE IN
COMFORT:
HEAT DISSIPATION,
AIRFLOW, AND PURE
ELEGANCE.**




PROV OFFICE CHAIR **100**



FUNCTION / PROV



- High + mid back office swivel chair
- Mesh from Krall + Roth
- Wire control mechanism for function control via flat integrated buttons under the seat
- Seat tilt, lockable in 1 position
- Seat height adjustment with a class 4 gas lift
- one-piece frame in the shape of the human spine
- Nylon frame and armrest: black or grey
- polished Aluminum 5 star base, or 4 star base
- Universal castors, optionally configurable castors with load-dependent brakes
- ANSI / BIFMA certified




	/ mm				
	PROV	PROV-A	PROV-1	PROV A1	PROV-B
Height	920~1000	1150~1230	890~990	1190~1270	1050~1180
Seat Depth	530	600	500	600	560
Seat Width	530	480	580	580	580
Floor-Seat	450~530	445~530	440~540	445~530	600~730
Backrest Width	480	480	480	480	480
Seat-Backrest	470	705	450	745	450
Armrest Width	480	480	480	480	480
Floor-Armrest	625~705	640~720	620~720	630~710	785~915
Seat-Armrest	175	185	185	180	185
Tilt Angle	130°	130°	--	--	--

The research team has conducted a survey on structure of human back,found out that the proportion of the tilting angle of the chair to the angle of the back is 1:2.7 based on the backrest design of PROV always sticks with the human back while tilting, rotating or any other scenes.The interlock structure of mechanism of PROV is perfect interpretation of dynamics, giving you more comfortable working experience.

FUNCTION / PROV

A-PROV

PROV

- 
- High + mid back office swivel chair
 - Mesh from Krall + Roth
 - Wire control mechanism for function control via flat integrated buttons under the seat
 - Seat tilt, lockable in 3 positions

• ANSI / BIFMA certified						
PROV-B	PROV-A	PROV-1	PROV-A	PROV		
Height 1050-1180	1100-1270	890-990	1150-1230	920-1000	Height	
560	600	500	600	530	Seat Depth	
580	580	580	480	530	Seat Width	
600-730	445-530	440-510	445-530	450-530	Floor-Seat	
480	480	480	480	480	Backrest Width	
450	450	450	450	470	Seat-Backrest	
480	480	480	480	480	Armrest Width	
785-915	630-710	620-720	640-720	625-705	Floor-Armrest	
185	180	185	185	175	Seat-Armrest	
--	--	--	25°	25°	Tilt Angle	



DEVELOPMENT PURPOSE

The research team has conducted a survey on structure of human back,found out that the proportion of the tilting angle of the chair to the angle of the back is 1:2.7 Based on human engineering, the curve of backrest design of PROV always sticks with the human back while tilting, rotating or any other scenes.The interlock structure of mechanism of PROV is perfect interpretation of dynamics, giving you more comfortable working experience.



GOD DESIGN



VIX

Cho Yoon Ha

The inspiration for VIX's style comes from the attitude of "return to the essence of life". By abandoning unnecessary design details, it reduces visual restraints, embraces comfort and practicality, and evokes a sense of peace and tranquility.

In the world of the VIX office chair, everything appears simple yet refined. It's more than just a chair; it embodies the philosophy of returning to the essence of life, abandoning unnecessary complexities, and focusing on delivering an experience of ultimate comfort and practicality.

Inspired by a combination of high back and mid-back design, this chair delicately cares for our spine, providing an all-encompassing support. The 3D adjustable armrests, crafted like a work of art, offer

multi-dimensional support to our arms, making work feel effortless and unrestrained.

In this chair's world, the intelligent mechanism brings the joy of reclining. The tension-adjustable automatic mechanism allows us to tailor the reclining experience according to our mood, enabling us to fully enjoy a moment of relaxation. The 3-level locking recline design provides a more flexible office experience, freeing us from constraints.





This chair is more like a considerate companion. The adjustable seat depth and clever lumbar support design provide additional care for long hours of work. The KGS 4-level pneumatic rod, like a nimble hand, effortlessly adjusts the seat height, breaking free from spatial limitations.

In the world of this chair, the sturdy base constructed from nylon material, the stable five-star base, and the style choice between black or white nylon frames are all commitments to quality. It's not just a chair; it's an expression of lifestyle.



VIX OFFICE CHAIR 112



113 CORE PRODUCT / 2024 - 2025

Personalized choices add a unique charm to this chair. The optional... In conclusion, the VIX office chair is not just a piece of furniture; with its companionship, office work is no longer... but a perfect blend of quality and comfort. Let every moment of office work become a... much like sitting on a comfortable chair, of life.

/mm

1145

30

65


00

35

FUNCTION / VIX



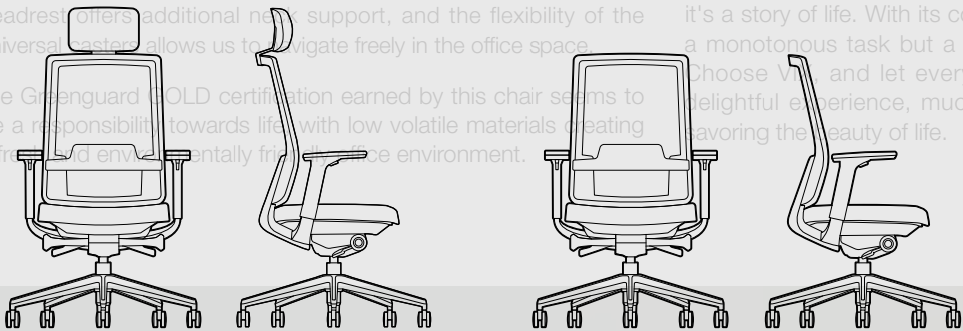
- High + mid back office swivel chair
- 3D armrests
- Mesh: Ökotex certified
- High density molded foam padding
- Mechanism with tension control
- Backrest lockable in 4 positions
- Seat depth adjustment
- Seat height adjustment with a class 4 gas lift
- Nylon components: 5 star base, frame, back and seat linking
- Nylon frame: in black or white
- Headrest optional
- Universal castors, optionally configurable castors with load-dependent brakes
- Greenguard GOLD



Personalized choices add a unique charm to this chair. The optional headrest offers additional neck support, and the flexibility of the universal castors allows us to navigate freely in the office space.

The Greenguard GOLD certification earned by this chair seems to be a responsibility towards life with low volatile materials, creating a friendly and environmentally friendly office environment.

In conclusion, the VIX office chair is not just a piece of furniture; it's a story of life. With its companionship, office work is no longer a monotonous task but a perfect blend of quality and comfort. Choose VIX and let every moment of office work become a delightful experience, much like sitting on a comfortable chair, favoring the beauty of life.



VIX-A1

VIX-B1



VIX-A

VIX-B

	/mm			
	VIX-A1	VIX-B	VIX-A	VIX-B
Height	1185~1265	1000~1090	1185~1265	900~1070
Seat Depth	600~650	600~650	600~650	600~650
Seat Width	650	650	650	650
Floor-Seat	450~530	450~530	450~530	450~530
Backrest Width	475	475	475	475
Seat-Backrest	450~500	450~500	450~500	450~500
Armrest Width	490	490	490	490
Floor-Armrest	630~710	630~710	630~710	630~710
Seat-Armrest Distances	185~265	185~265	185~265	185~265
Tilt Angle	135°	131°	135°	135°

FUNCTION / VIX

B-XIV

- High + mid back office swivel chair
- 3D armrests
- Mesh. Ohlex certified
- High density molded foam padding
- Mechanism with tension control
- Backrest lockable in 4 positions
- Seat depth adjustment

A-XIV

- Seat height adjustment with a class 4 gas lift
- Nylon components: 5 star base, frame, back and seat linking
- No frame: black or white
- Headrest optional
- Universal castors, optionally configurable castors with load capacity

B-A-XIV

mm		dependent brakes				
		• Greenguard GOLD				
	VIX-B	VIX-A	VIX-B	VIX-A		
	1052-1142	1182-1262	990-1070	1182-1262	Height	
	272-330	600-620	600-620	600-620	Seat Depth	
	640	662	662	662	Seat Width	
	442-562	420-530	420-530	420-530	Floor Seat	JACINTH
	462	442	442	442	Backrest Width	
	280	732	240	732	Seat Backrest	
	470	472	482	482	Armrest Width	
	622-800	630-710	630-710	630-710	Floor Armrest	JACINTH
	180-232	182-262	170-240	170-240	Seat Armrest Distances	
	22°	22°	22°	22°	Tilt Angle	

The Greenguard GOLD certification earned by this chair seems to be a responsibility towards life, with low volatile materials creating a fresh and environmentally friendly office environment.

A modern office setup featuring two white desks with black frames, each equipped with a black ergonomic office chair and a black desk lamp. The desks are positioned against a light gray wall, and a gray fabric partition is visible in the background.

iMOVE NIKE AO

With a full mesh design iMOVE has an excellent heat dissipation effect, it offers air permeability and an added footrest for short creative breaks. It has a Lambda-shaped alloy support, which resembles the Greek letter Lambda.



**OPTIMAL COMFORT
ACHIEVED WITH A
CHAIR DESIGNED
FOR ALL-AROUND
VENTILATION AND
HEAT DISSIPATION.**



DEVELOPMENT PURPOSE

The company intends to provide the market with an office chair with uniform sitting pressure, less pressure on the contact surface, and close to "zero" pressure difference. For this reason, the company independently developed this patented technology to give the chair back design a strong sense of wrapping and give users the best working experience.



DEVELOPMENT
PURPOSE


FUNCTION / iMOVE




- High + mid back office swivel chair
 - 3D armrests
 - 3D Mesh Ökotex certified: back-, head-, footrest and seat
 - DONATI synchro mechanism
 - Connection between back and seat: solid aluminum alloy
 - Seat height adjustment with a class 4 gas lift
 - Nylon frame: black
- Headrest optional
 - Footrest optional
 - Polished aluminum 5 star base
 - Universal castors, optionally configurable castors with load-dependent brakes
 - ANSI / BIFMA certified



BLACK



GREY

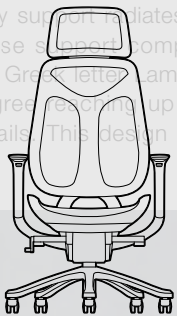


GREEN

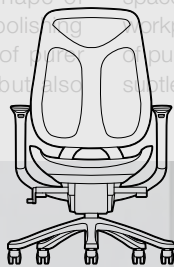


BLUE

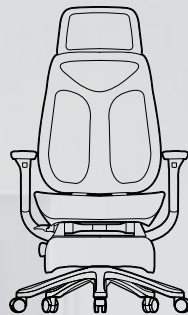
In the design of high-end office chairs, the gracefully shaped alloy support initiates an unprecedented sense of pure beauty. These support components ingeniously mimic the shape of the Greek letter lambda, meticulously crafted with a polishing degree reaching up to 600 meshes, all in pursuit of more details. This design not only captivates at first sight but also conveys a stringent dedication to quality. Every curve, every detail is meticulously carved, as if poetic lines are dancing in the space, transforming the office chair into a piece of art within the workplace. It is not merely a support; it is a profound interpretation of security and excellence, allowing quality to shine through in every subtle aspect.



iMOVE-A



iMOVE-B



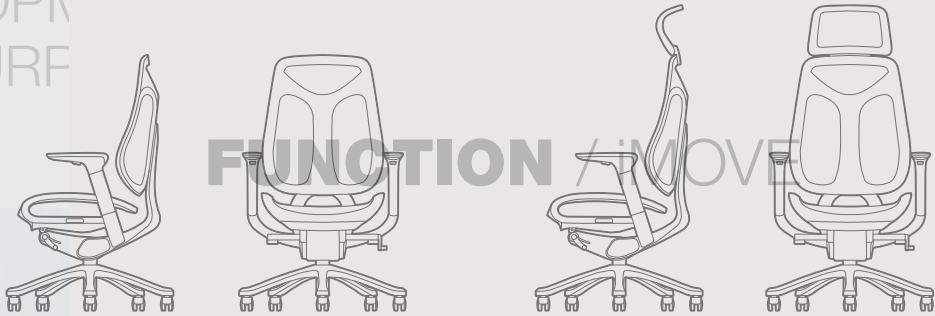
iMOVE-PLUS



	/mm		
	iMOVE-A	iMOVE-B	iMOVE-PLUS
Height	1190~1255	1020~1085	1190~1255
Seat Depth	880~600	550~590	880~600
Seat Width	645	470	645
Floor-Seat	435~535	470~535	435~535
Backrest Width	490	485	490
Seat-Backrest	720	550	720
Armrest Width	490	485	490
Floor-Armrest	620~658	620~658	620~658
Seat-Armrest Distances	165~245	165~245	165~245
Footrest	-	-	870
Tilt Angle	130°	130°	130°

DEVELOPM
PURF

FUNCTION / MOVE



IMOVE-B

A-IMOVE

- High + mid back office swivel chair
- 3D armrests
- 3D Mesh Ökotex certified: backrest, head-, footrest and seat
- DONATI synchro mechanism
- Connection between back and seat: solid aluminum alloy
- Headrest optional
- Footrest optional
- Polished aluminum 5-star base
- Universal castors, optionally configurable castors with load-dependent brakes
- ANSI / BIFMA certified

mm\

IMOVE-B PLUS		IMOVE-B		A-IMOVE	
• Seat height adjustment with a class					
1100-1250		1050-1085		1100-1250	
4 gas lift					
000-088		000-088		000-088	
Nylon frame: backrest					
645		470		645	
435-535		470-535		435-535	
490		485		490	
750		690		750	
490		485		490	
650-658		650-658		650-658	
BLACK		GREY		GREEN	
165-245		165-245		165-245	
870		-		-	
25°		25°		25°	

In the design of high-end office chairs, the gracefully shaped alloy support radiates an unprecedented sense of pure beauty. These support components ingeniously mimic the shape of the Greek letter Lambda, meticulously crafted with a polishing degree reaching up to 6000 meshes, all in pursuit of purer details. This design not only captivates at first sight but also

conveys a stringent dedication to quality. Every curve, every detail is meticulously carved, as if poetic lines are dancing in the space, transforming the office chair into a piece of art within the workplace. It is not merely a support; it is a profound interpretation of purity and excellence, allowing quality to shine through in every subtle aspect.



MAMBA

Ader Chen

Using bionic technology to draw line inspiration from snakes, MAMBA uses advanced functional mechanisms to create a comfortable sitting zone, adapting to changes in people's own needs and reducing the burden on their body and arms.



The process of human civilization has never stopped. Only by respecting, learning and innovating can we meet the ever-changing market demand and bring the reformation to the whole society.

MOIRA

Ader Chen

The clearly defined back curve design seamlessly integrates with the body's lumbar region, while the use of elastic nylon back mesh allows the backrest to sway from side to side, enhancing comfort; facilitating smoother communication!



The MOIRA chair is rooted in the essence of ergonomics. The design of the seat and backrest is matched to the contours of the hips and physiology, providing optimal comfort!



RAZA

Office Chair

Based on ergonomics, the back support system from the Apple computer monitor stand creates space for your body, enhancing work efficiency; enabling better performance in a comfortable and relaxed environment. The concise independent support system ensures greater comfort for your back, while the ability to rotate left and right facilitates smoother communication.



GT Office Chair

Exquisite craftsmanship combined with premium materials brings out the excellence of this GT model. With its minimalist design and extraordinary temperament, it seamlessly conforms to your body with the simplest form, ensuring your comfort.





AMOLA - A



AMOLA - B

AMOLA

OFFICE CHAIR SERIES



BIFMA



ALANI - B

ALANI

OFFICE CHAIR SERIES



reddot winner 2021
office design



ARICO - A



ARICO - B



ARICO - D



ARICO - E

ARICO

OFFICE CHAIR SERIES



BIFMA



BUTTERFLY - B1



BUTTERFLY - B



BUTTERFLY - A1



BUTTERFLY - A

BIFMA



BUTTERFLY

OFFICE CHAIR SERIES



BIRCH - B



BIRCH - A - KT



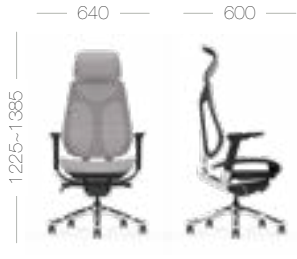
BIRCH - A

BIFMA



BIRCH

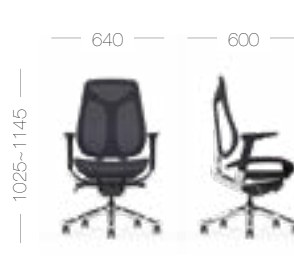
OFFICE CHAIR SERIES



iMove - A



iMove - PLUS - A



iMove - B

BIFMA



iMOVE

OFFICE CHAIR SERIES

620

540

1200~1280

FILO - A

620

540

1005~1085

FILO - B

640

540

1175~1255

FILO - A1

640

540

1000~1080

FILO - B1

540

555

790~970

FILO - D

550

550

810~880

FILO - C

FILO

OFFICE CHAIR SERIES

GREENGUARD

LOW VOC

BIFMA

640

580

1150~1230

GT-001A

640

580

970~1050

GT-001B

640

580

1150~1230

GT-001A1

640

580

970~1050

GT-001B1

570

630

1000

GT-001C

570

630

1000

GT-001C

GT

OFFICE CHAIR SERIES

GREENGUARD

LOW VOC

BIFMA

650

510

1030~1130

MAMBA - B

650

510

1150~1250

MAMBA - A

BIFMA

MAMBA

OFFICE CHAIR SERIES

500

540

640~1040

MOIRA

500

540

640~1040

POLY - B

BIFMA

MOIRA

OFFICE CHAIR SERIES

500

540

640~1040

POLY - B

500

540

640~1040

POLY - B

BIFMA

POLY

OFFICE CHAIR SERIES



PROV - A



PROV



PROV - B

PROV

OFFICE CHAIR SERIES



BIFMA



RAZA - A



RAZA - B



RAZA - C

RAZA

OFFICE CHAIR SERIES



BIFMA



ROWAN

ROWAN

OFFICE CHAIR SERIES



BIFMA



VAX - B



VAX - A

BIFMA



VAX

OFFICE CHAIR SERIES



VIX - B1



VIX - A1



VIX - B



VIX - A

BIFMA



VIX

OFFICE CHAIR SERIES



YUCAN - A



YUCAN - B

BIFMA



YUCAN

OFFICE CHAIR SERIES



WeChat Official Account



Website

Guangdong JE Furniture Co.,Ltd
Goodtone Branch

No.3 of Tandong Avenue, Longjiang Town, Shunde
District, Foshan City, Guangdong Province, China

www.goodtone.cn

Goodtone